

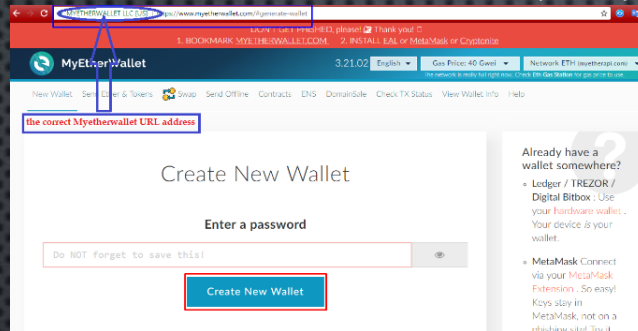


**GLOWETHER**

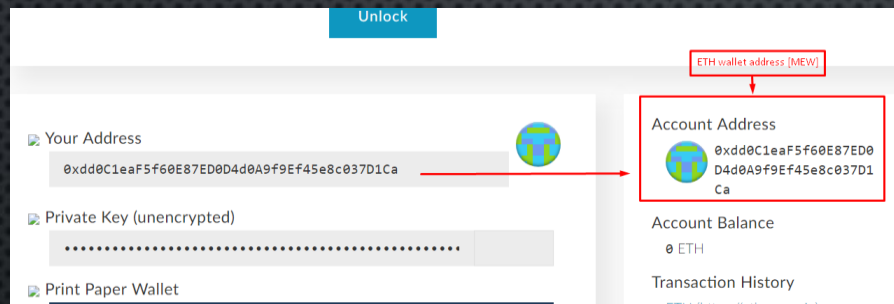
BUILDING COMMUNITY AND EDUCATION IN A SUSTAINABLE  
WAY TO IMPROVE PEOPLE'S LIVE

## How to buy GTH token ERC20

### 1. Create a wallet in Myetherwallet (MEW)



### 2. send ETH to your Myetherwalet account that you have created



\*\* Do not forget to save the private key, because it is used to login

### 3. then open the website glowether.com

### 4. Click the "BUY NOW" will show the ETH address there

### 5. Then send ETH from MEW to the ETH address on the website

for example you want to buy 500 GTH, 1GTH = 0.0002ETH, so 500 GTH = 0.1 ETH

so send ETH to MEW 0.11 ETH

But sent 0.1 ETH only, the remaining 0.01 ETH is used to pay transaction fee

\*\* If you send ETH over 0.1 ETH

then your GTH will automatically increase more than 500 GTH.

### How to view GTH Token Balance

GlowEther Initial Coin Offering (ICO) is a token that supports ERC20 SmartContract, So this token is very secure, since tokens are not stored on the Glowether website but are stored in Ethereum wallets that support ERC20.

Here's how to view your GTH balance you've purchased on this ICO:

1. Enter the contract address of the GlowEther token
2. Enter the GlowEther token symbol
3. Enter the decimal

\*\* GLOWETHER ERC20 Smart Contract:

ContractAddress: 0xb8523ebe9426485e5d4b9ae64c541080390d7c40

Symbol: GTH

Decimal: 18

See picture below:

The image displays four sequential screenshots of the GlowEther website interface, numbered 1 through 4, illustrating the process of adding a custom token to view its balance.

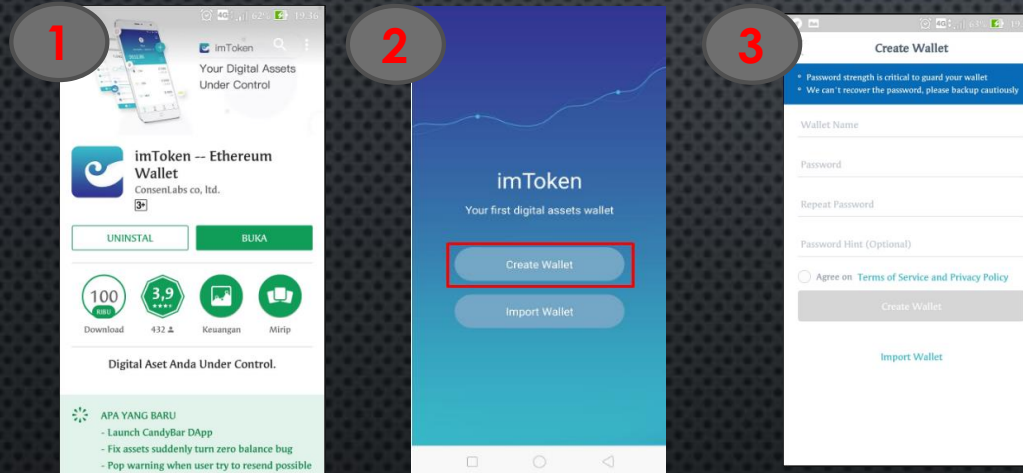
- Screenshot 1:** Shows the 'Token Balances' page with a 'How to See Your Tokens' section. A red box highlights the 'Add Custom Token' button, and a red arrow points to it with the text 'Click Here'.
- Screenshot 2:** Shows the 'Add Custom Token' form. The 'Token Contract Address' field contains 'mewtopia.eth'. A red box highlights the 'Save' button at the bottom.
- Screenshot 3:** Shows the 'Add Custom Token' form with the 'Token Contract Address' field containing '0xb8523ebe9426485e5d4b'. The 'Token Symbol' field contains 'GTH' and the 'Decimals' field contains '18'. A red box highlights the 'Save' button, and a red arrow points to it with the text 'Click here'.
- Screenshot 4:** Shows the 'Token Balances' page with a 'How to See Your Tokens' section. A red box highlights the '0 GTH' balance display, and a red arrow points to it with the text 'Click here'.

## English

As we all know not all tokens (ERC20) that we will be able to directly enter into our address, but must use special wallet like MEW (MyEtherWallet) and Im Token. Im Token is a Smartphone App that can accept Token (ERC20).  
How to register using App Im Token:

### The first way to Create Wallet

1. Download Im Token app on Playstore
  2. Please open the application and register as usual.
- See image below:

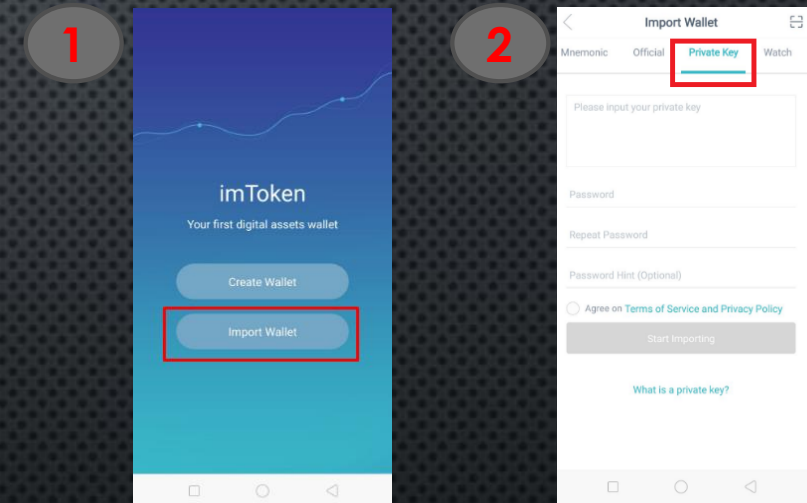


\*\*Follow the instructions...

### The Second Way Import Wallet

This second way is the way you already have an account in Myetherwallet (MEW). how:

1. By entering Private Key
  2. Please open the application and register as usual.
  3. Then Click "Start Importing"
- See image below:

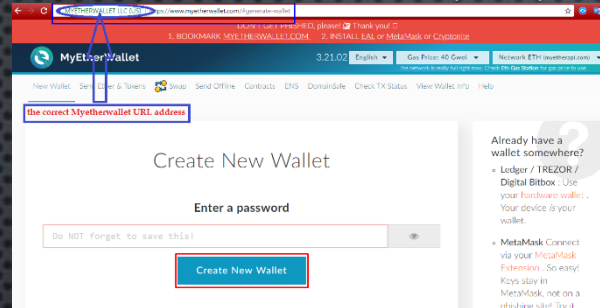


\*\*Follow the instructions...

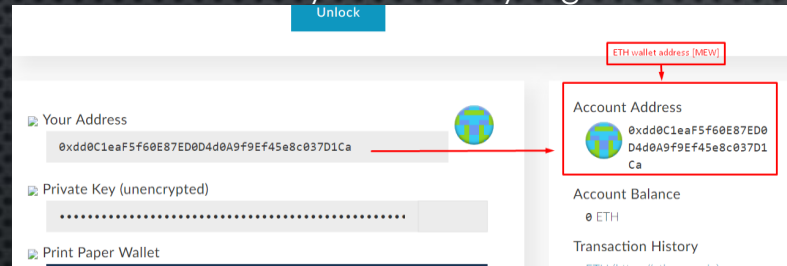
**\*\*Do Back Up, so if smartphone is lost / stolen, your token remains safe.**

Cara membeli GTH token ERC20

1. Buat wallet di Myetherwallet(MEW)



2. Kirim ETH ke akun Myetherwalet yang sudah anda buat



\*\*jangan lupa simpan private key, karena itu digunakan untuk login

3. kemudian buka website glowether.com

4. Klik bagian "BUY NOW" akan tampil alamat ETH disana

5. Kemudian kirim ETH dari MEW ke alamat ETH yang ada di website

contoh: misal anda ingin membeli 500 GTH, 1GTH = 0.0002ETH

jadi 500 GTH = 0.1 ETH

jadi, kirim ETH ke MEW 0.11 ETH

Tapi yang dikirim 0.1 ETH saja, sisanya 0.01 ETH digunakan untuk membayar fee transaksi

\*\*Jika anda mengirim ETH lebih dari 0.1 ETH

maka secara otomatis saldo GTH anda akan bertambah lebih dari 500 GTH.

### Cara melihat Saldo GTH Token

Initial Coin Offering (ICO) GlowEther adalah token yang mendukung ERC20 SmartContract, Jadi token ini sangat aman, karena token tidak disimpan di situs web Glowether tetapi disimpan dalam dompet Ethereum yang mendukung ERC20.

Berikut ini cara melihat saldo GTH Anda yang telah Anda beli di ICO ini:

1. Masukan alamat kontrak GlowEther token
2. Masukan simbol GlowEther token
3. Masukan desimalnya

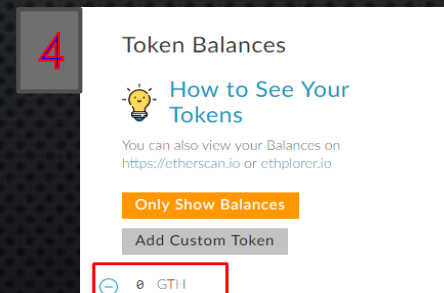
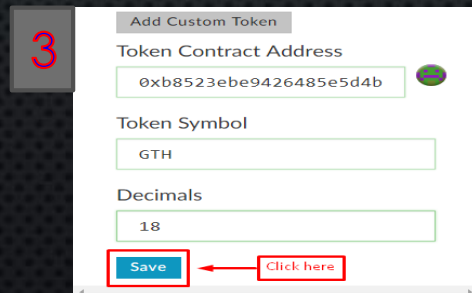
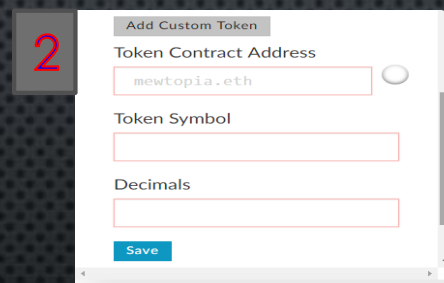
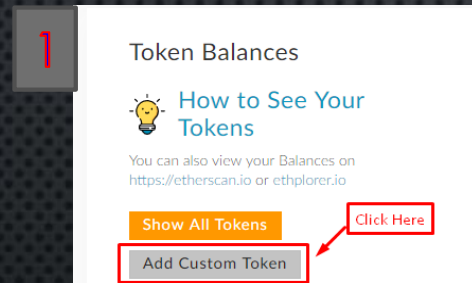
\*\*GLOWETHER ERC20 Smart Contract:

ContractAddress: 0xb8523ebe9426485e5d4b9ae64c541080390d7c40

Symbol : GTH

Decimal : 18

Lihat gambar dibawah:



## Indonesia

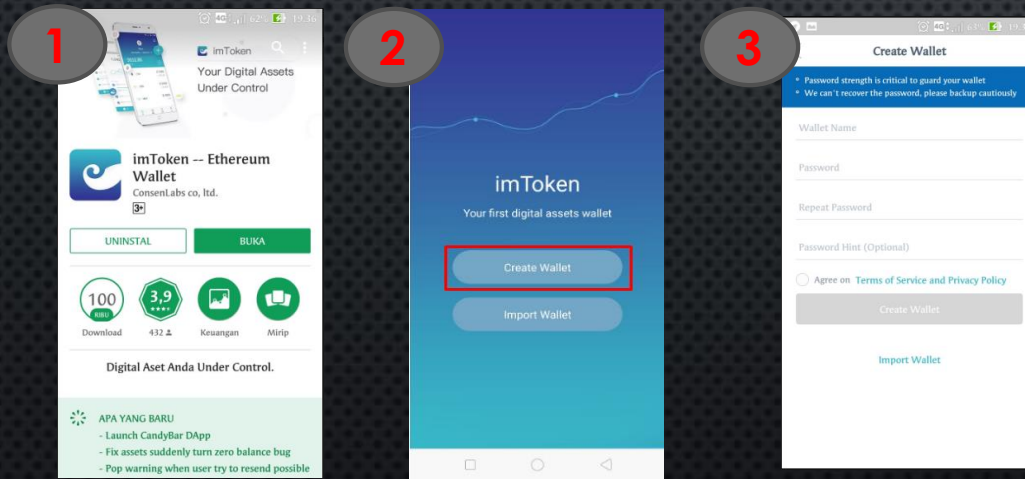
Seperti kita ketahui sebelumnya tidak semua token (ERC20) yang akan kita dapat langsung masuk ke address kita, melainkan harus menggunakan wallet khusus seperti MEW (MyEtherWallet) dan Im Token. Im Token adalah App Smartphone yang bisa menerima Token (ERC20).

Cara mendaftar App Im Token:

### Cara Pertama Create Wallet

1. Dowload aplikasi Im Token di Playstore
2. Create Wallet
3. Silahkan buka aplikasinya dan lakukan pendaftaran seperti biasa

Lihat gambar di bawah:

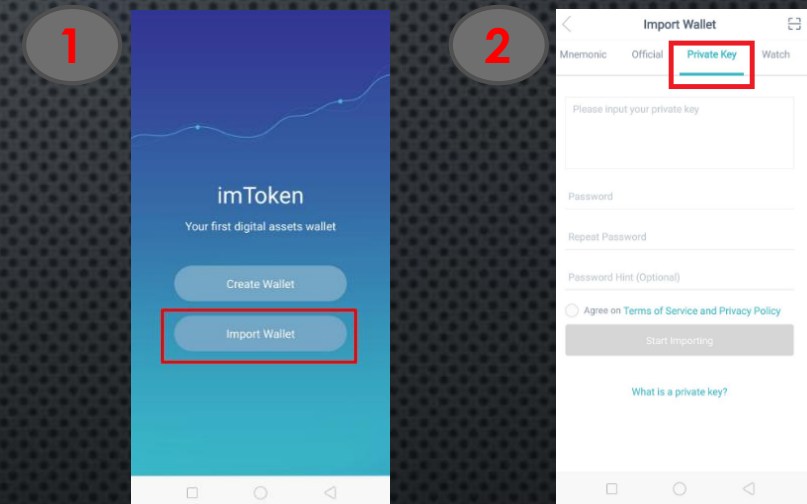


\*\*Ikuti terus instruksi yang di berikan...

### Cara Kedua Impor Wallet

Cara kedua ini adalah cara dimana anda sudah memiliki akun di Myetherwallet (MEW). caranya yaitu:

1. Dengan cara memasukan Private Key
  2. Silahkan buka aplikasinya dan lakukan pendaftaran seperti biasa.
  3. Kemudian Klik "Start Importing"
- Lihat gambar di bawah:



\*\*Ikuti terus instruksi yang di berikan...

**\*\*Lakukan Back Up, supaya jika smartphone hilang/dicuri, token anda tetap aman.**